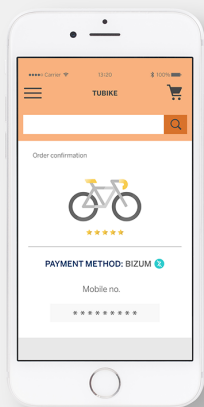




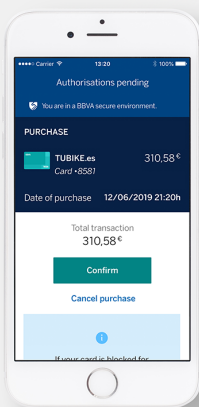
Now you can also shop online with **Bizum**

Here's how to shop online with **Bizum**



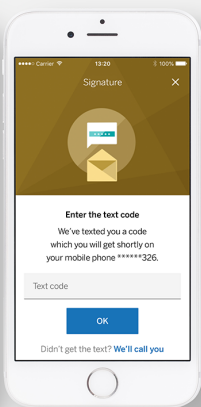
1

When paying in your online store, **choose Bizum as the payment method and enter your mobile phone number.**



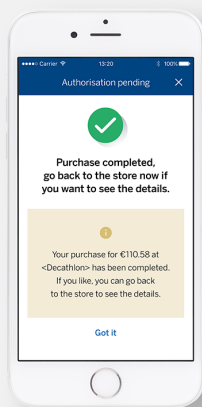
2

**Validate the transaction** at bbva.es or on the app by authorising it **with the code you get by text** (remember that if you turn your **notifications on**, you can access the authorisation more quickly and easily via a message).



3

Your **purchase is then complete and you can go back to the store to check all its details.**



**More secure**

The transaction **takes place in the BBVA environment** with your personal passwords.



**Easier and simpler**

Pay with only your phone number. **Just as you already use Bizum with your friends, do the same with your online shopping.**



**Remember:**

- ✓ You can turn this payment method off when you aren't using it and turn it back on when you need it in the Bizum settings on the BBVA app.
- ✓ If you turn your notifications on in our app, your experience will be a whole lot easier.